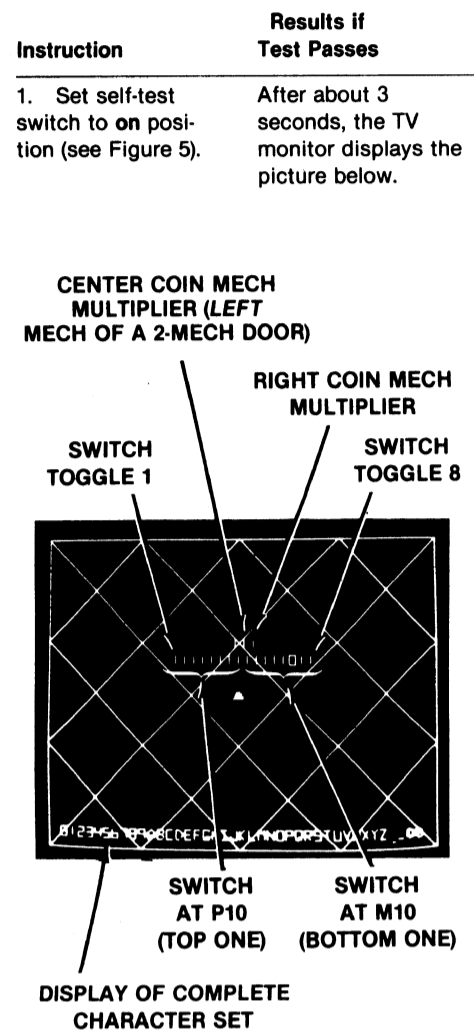


# SELF-TEST PROCEDURE

## IMPORTANT NOTE TO OPERATORS

If the game's service manual, the TV monitor manual, or the schematic sheets were not included with the game when you unpacked it, contact your distributor to get free copies. (All Atari manuals for coin-operated games also include complete illustrated parts lists.)



2. Activate slam switch, all control panel switches and coin door switches. When satisfied with test, set self-test switch to **off** position.

As switch activates, you'll hear a low beep. As switch deactivates, you'll hear a high beep.

3. **Sounds Test (Optional)**  
You may test the hardware-generated sounds by starting a game and proceeding as follows:

**Engine Rumble (Idle):** Should be heard as soon as start button is pushed.

**Engine Rumble (Active):** Pushing both control handles forward should cause an increase in pitch. Releasing control handles should cause engine rumble to return to idle.

**Loud Shot:** Press the fire button.

**Loud Explosion:** Heard when you get hit, indicated by cracked windshield.

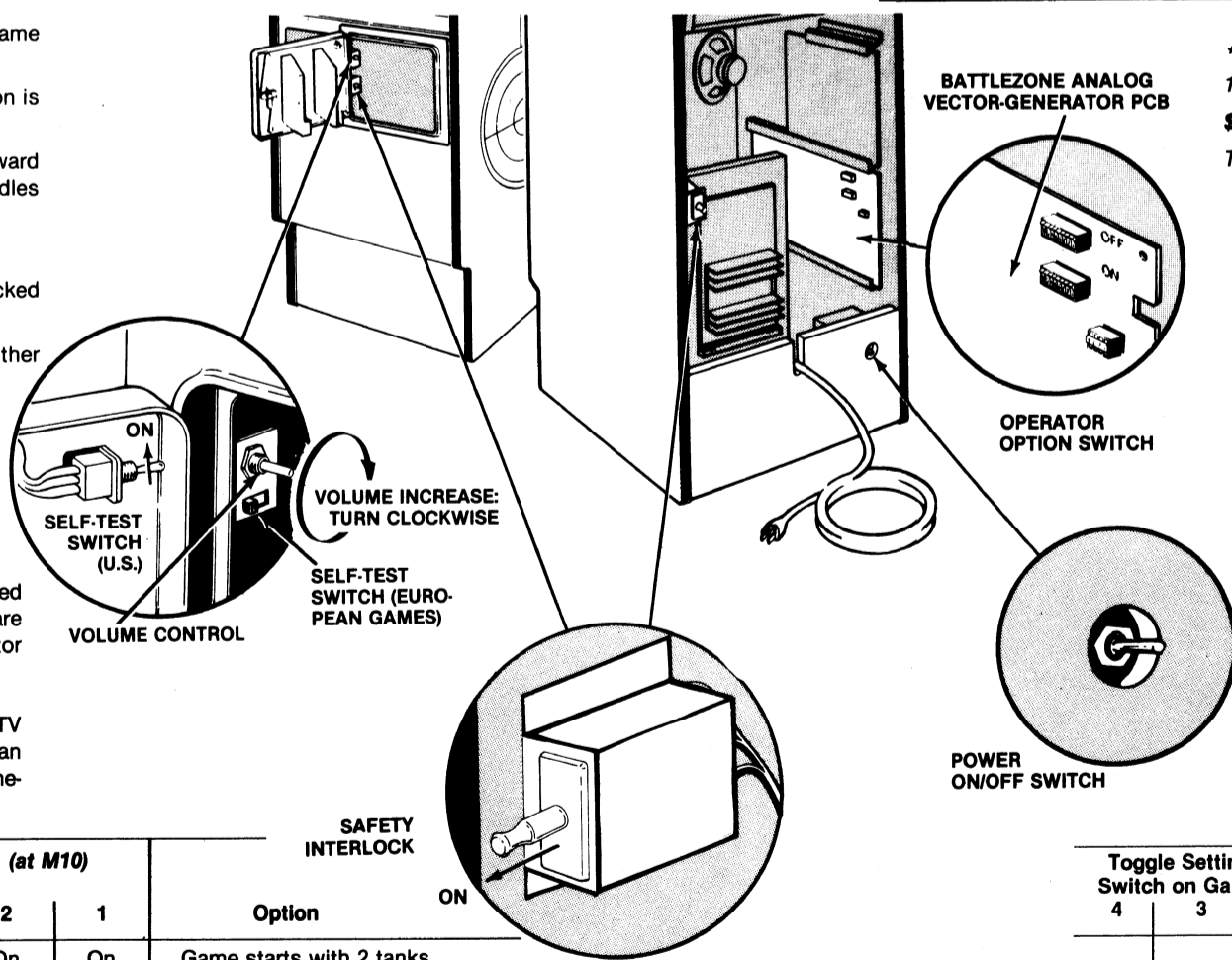
**Soft Explosion:** Is heard when you hit an enemy tank or another object.

## Game Option Settings

To change toggle positions on the switch assemblies, you need not remove the game PCB. The switches, usually colored blue, are easily accessible when the Battlezone Analog Vector-Generator PCB is mounted in place.

When changing the options, verify proper results on the TV monitor display by performing the self-test. Note that changing an option on any of the following eight toggles will cause an immediate change on the TV monitor screen during the self-test.

Toggle Settings of 8-Toggle Switch on Battlezone PCB (at M10) (BOTTOM switch when PCB is in game)								Option
8	7	6	5	4	3	2	1	
						On	On	Game starts with 2 tanks
						On	Off	Game starts with 3 tanks \$
						Off	On	Game starts with 4 tanks
						Off	Off	Game starts with 5 tanks
				On	On			Missile appears after 5,000 points
				On	Off			Missile appears after 10,000 points \$
				Off	On			Missile appears after 20,000 points
				Off	Off			Missile appears after 30,000 points
		On	On					No bonus tank
		On	Off					Bonus tank at 15,000 and 100,000 points \$
		Off	On					Bonus tank at 25,000 and 100,000 points
		Off	Off					Bonus tank at 50,000 and 100,000 points
On								English language \$
Off	On							French language
On	Off							German language
Off	Off							Spanish language



## Game Price Settings

The white block below contains the manufacturer's suggested settings. All numbers 1 thru 8 are toggle settings on the 8-toggle switch at location P10, on the Battlezone™ Analog Vector-Generator PCB (the top switch assembly).

### 50¢ PER PLAY:

	No bonus				Bonus \$1.00 = 3 plays				Bonus \$0.50 = 1 play \$0.75 = 2 plays \$1.00 = 3 plays			
	8	7	6	5	8	7	6	5	8	7	6	5
<b>Straight 25¢ Door</b>	On	On	On	On	On	Off	Off	On	On	On	Off	On
	1				3				4			
	4	3	2	1	4	3	2	1	4	3	2	1
	On	On	Off	Off	On	On	Off	Off	On	On	Off	Off
<b>25¢/\$1.00 Door or 25¢/25¢/\$1.00 Door</b>	On	On	On	On	On	Off	Off	On	On	On	Off	On
	1				3				4			
	4	3	2	1	4	3	2	1	4	3	2	1
	On	Off	Off	Off	On	Off	Off	Off	On	Off	Off	Off

### 25¢ PER PLAY:

	No bonus				Bonus \$.50 = 3 plays				Bonus \$1.00 = 5 plays			
	8	7	6	5	8	7	6	5	8	7	6	5
<b>Straight 25¢ Door</b>	On	On	On	On	On	On	Off	On	On	Off	On	On
	2				7				7			
	4	3	2	1	4	3	2	1	4	3	2	1
	On	On	Off	On	On	On	Off	On	On	On	Off	On
<b>25¢/\$1.00 Door or 25¢/25¢/\$1.00 Door</b>	On	On	On	On	On	On	Off	On	On	Off	On	On
	2				7				7			
	4	3	2	1	4	3	2	1	4	3	2	1
	On	Off	Off	On	On	Off	Off	On	On	Off	Off	On

Circled numbers refer to coin-door labels you should use with each situation.

Note: Battlezone cannot be set for a 2-coin minimum.

For your information, we have defined below the switch settings for those options relating to game price, coin mechanism multipliers, and bonus play. This information is useful in case you


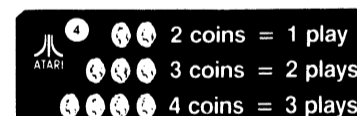
need to temporarily set the Battlezone™ game on free play, or if you have German coin mechanisms in your door.

Toggle Settings of 8-Toggle Switch on Battlezone PCB (at P10). TOP switch when PCB is in game								Option
8	7	6	5	4	3	2	1	
						On	On	Free play
						On	Off	1 coin* for 2 plays
						Off	On	1 coin* for 1 play
						Off	Off	2 coins* for 1 play \$
				On	On			Right coin mech × 1 \$
				On	Off			Right coin mech × 4
				Off	On			Right coin mech × 5
				Off	Off			Right coin mech × 6
			On					Center coin mech × 1 \$ (Both these settings affect the left mech in a 2-mech door)
			Off					Center coin mech × 2
On	On	On						No bonus coins
On	On	Off						For every 2 coins* inserted, game logic adds 1 more coin*
On	Off	On						For every 4 coins* inserted, game logic adds 1 more coin*
On	Off	Off						For every 4 coins* inserted, game logic adds 2 more coins* \$
Off	On	On						For every 5 coins* inserted, game logic adds 1 more coin*

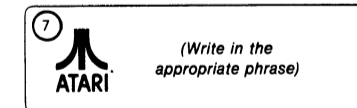
\*In the U.S., a "coin" is defined as 25¢. In Germany a "coin" is 1 DM.

\$ Manufacturer's suggested settings

To achieve bonus plays, all coins must be inserted before pushing



Note: Battlezone cannot be set for a 2-coin minimum. Therefore, do not stick the above label no. 6 on the Battlezone coin door.



## Coin Counter Option Settings

[These toggles determine which coin mechanisms activate which counters]

Toggle Settings of 4-Toggle Switch on Game PCB (at L11)				For Games Having These Coin Doors:	Option
4	3	2	1		
Not Used	Not Used	On	On	Thai 1 Baht/1 Baht, German 1 DM/1 DM, U.S. 25¢/25¢, Belgian or French 5 Fr/5 Fr, Swiss or French 1 Fr/1 Fr, U.S. 25¢/25¢/25¢, Japanese ¥100/¥100, Swedish 1 Kr/1 Kr, U.K. 10 P/10 P, Australian 20¢/20¢, or Italian 100 L/100 L.	All 3 coin mechanisms are same denomination; all register on one coin counter.
Not Used	Not Used	Off	On	German 2 DM/1 DM, German 1 DM/5 DM, U.S. 25¢/25¢/\$1, or U.S. 25¢/\$1.	Left and center mechanisms are same denomination; right mech is another denomination. Requires two coin counters.
Not Used	Not Used	On	Off	No coin door is currently designed for this configuration.	Left mech is one denomination; center and right mech are another denomination. Requires two coin counters.
Not Used	Not Used	Off	Off	German 1 DM/2 DM/5 DM.	Left, center and right mechs are 3 different denominations. Requires three coin counters.

