

TIME PILOT CONVERSION KIT INSTRUCTION MANUAL

TIME PILOT™ and KONAMI® are the trademarks of Konami Inc.
© 1982 Konami Inc. All rights reserved.

Konami, Inc.

20655 S. WESTERN AVE., SUITE 116, TORRANCE
CALIFORNIA 90501 TEL.: (213) 533-8644/8648
TELEX: 4720119 KONAMER FAX.: (213) 533-6040

TIME PILOT : Dip Switch Settings

●DIP SW 1 SET

COIN 2 SW SET				COIN 1 SW SET				COIN	PLAY	
SW	8	7	6	5	4	3	2			1
○	OFF	OFF	OFF	OFF	OFF	OFF	OFF	OFF	1	1
	OFF	OFF	OFF	ON	OFF	OFF	OFF	ON	1	2
	OFF	OFF	ON	OFF	OFF	OFF	ON	OFF	1	3
	OFF	OFF	ON	ON	OFF	OFF	ON	ON	1	4
	OFF	ON	OFF	OFF	OFF	ON	OFF	OFF	1	5
	OFF	ON	OFF	ON	OFF	ON	OFF	ON	1	6
	OFF	ON	ON	OFF	OFF	ON	ON	OFF	1	7
	OFF	ON	ON	ON	OFF	ON	ON	ON	2	1
	ON	OFF	OFF	OFF	ON	OFF	OFF	OFF	2	3
	ON	OFF	OFF	ON	ON	OFF	OFF	ON	2	5
	ON	OFF	ON	OFF	ON	OFF	ON	OFF	3	1
	ON	OFF	ON	ON	ON	OFF	ON	ON	3	2
	ON	ON	OFF	OFF	ON	ON	OFF	OFF	3	4
	ON	ON	OFF	ON	ON	ON	OFF	ON	4	1
	ON	ON	ON	OFF	ON	ON	ON	OFF	4	3
	ON	ON	ON	ON	ON	ON	ON	ON	COIN 1 FREE PLAY COIN 2 INVALIDITY	

*0 SHOWS NORMAL SETTING.

The level of difficulty of this game was set as it is by Konami, based on the average player's skill. Therefore the level should remain as it is, and if there should be a necessity to alter it, it should be done with enough consideration.

(ATTENTION) FREE PLAY MEANS THE SITUATION, YOU CAN PLAY WITHOUT PUTTING ANY COINS IN.

●DIP SW 2 SET

1. THE NUMBER OF PLAYER

SW	2	1	NUMBER
○	OFF	OFF	3
	OFF	ON	4
	ON	OFF	5
	ON	ON	255

2. SWITCH FOR CHANGE OF TABLE OR UP RIGHT

SW	3	TYPE
○	OFF	TABLE: using I/O for 1 or 2 player
	ON	UP RIGHT: using I/O for only 1 player

3. BONUS SET

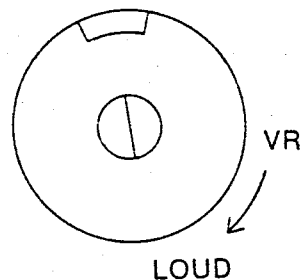
SW	4	BONUS POINTS
○	OFF	A: 10,000 every 50,000
	ON	B: 20,000 every 60,000

4. DIFFICULTY OF THE GAME

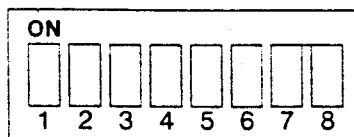
SW	7	6	5	DIFFICULTY
○	OFF	OFF	OFF	1 (easy)
	OFF	OFF	ON	2
	OFF	ON	OFF	3
	OFF	ON	ON	4
	ON	OFF	OFF	5
	ON	OFF	ON	6
	ON	ON	OFF	7
	ON	ON	ON	8 (difficult)

5. MUSIC IN ATTRACTIVE MODE

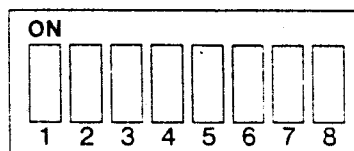
SW	8	MUSIC IN ATTRACTIVE MODE
○	OFF	OFF
	ON	ON



VR is for adjustment of sound volume. The volume is decreased by turning VR counter-clockwise.

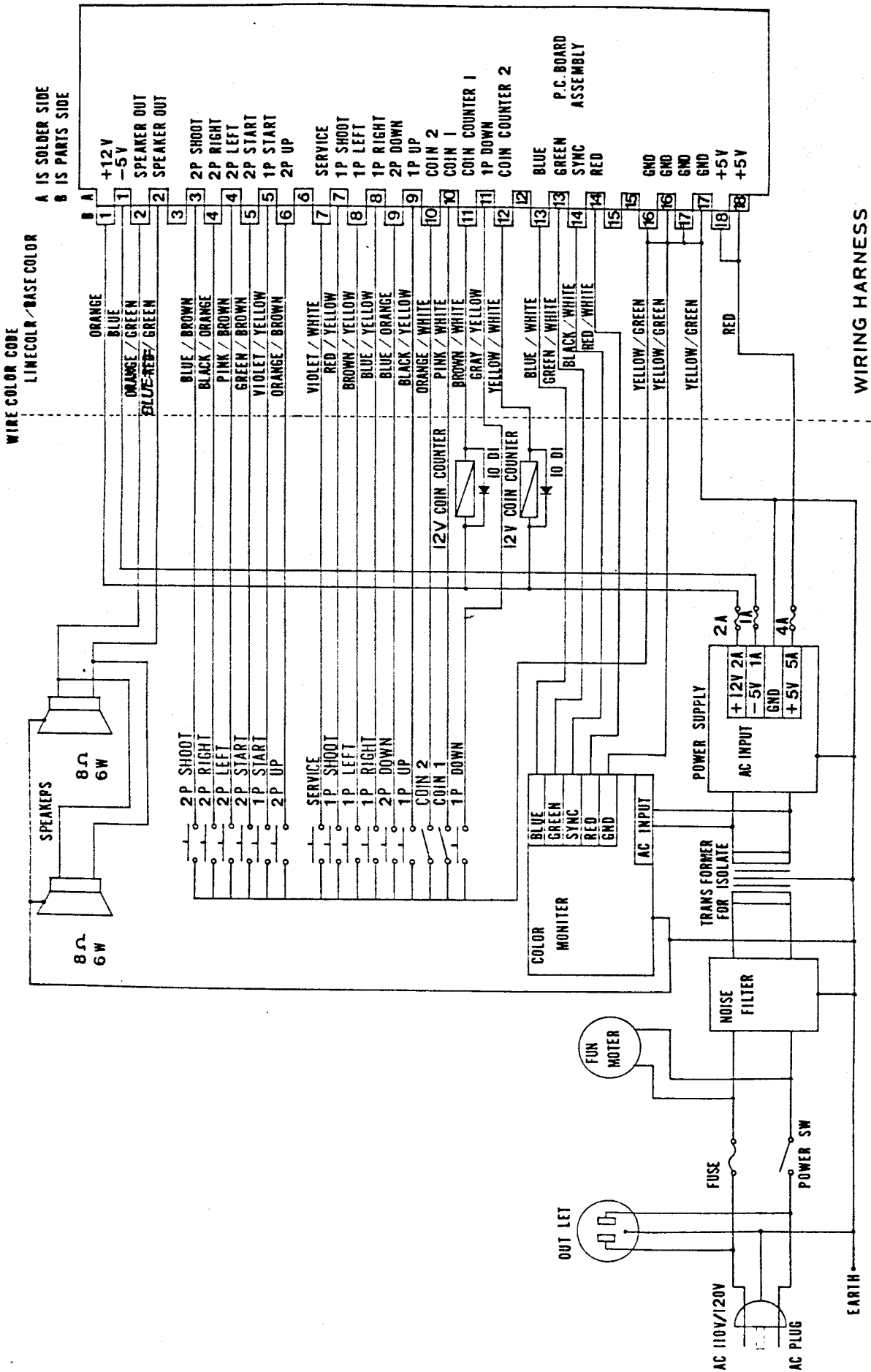


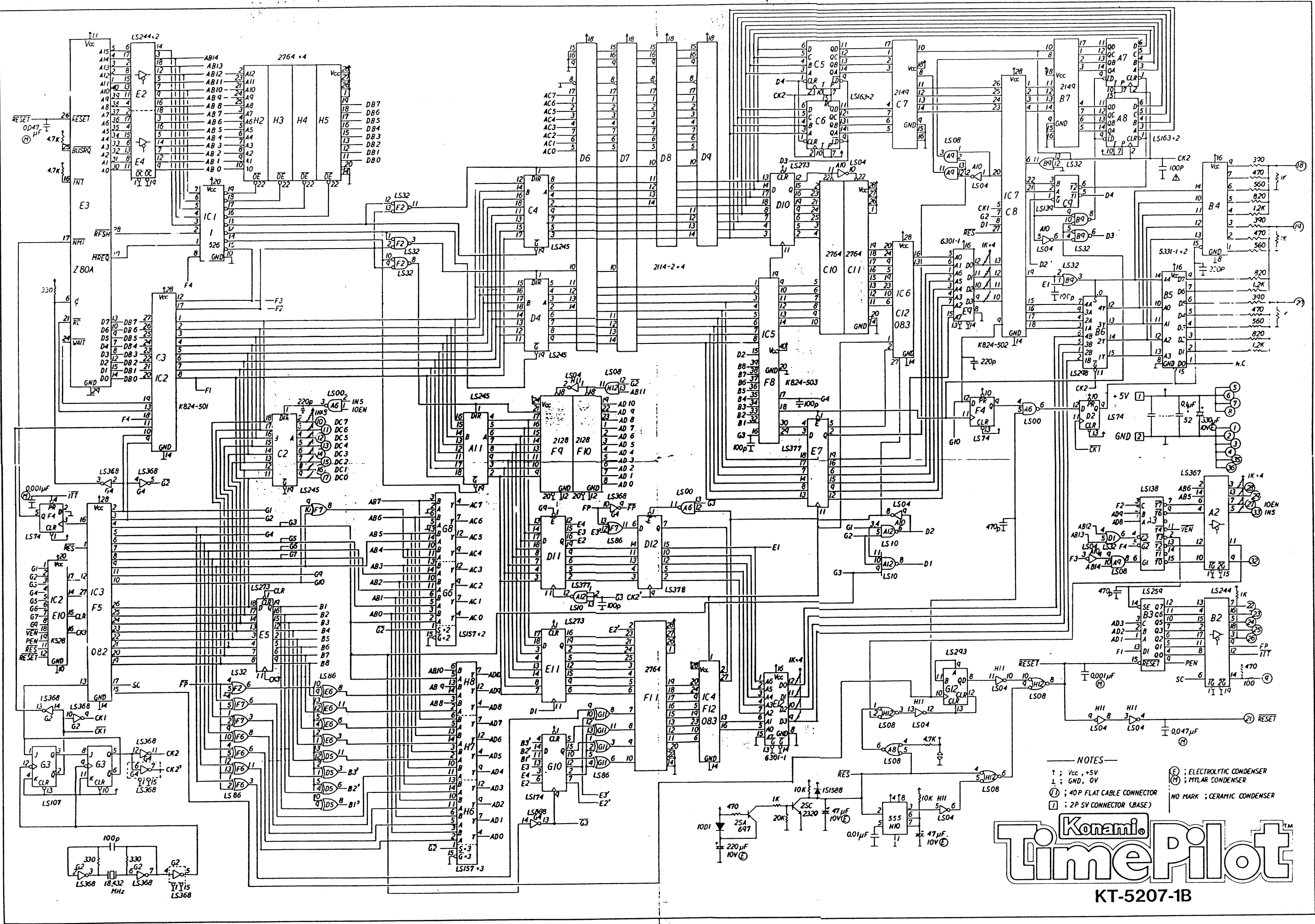
DEP SW 2



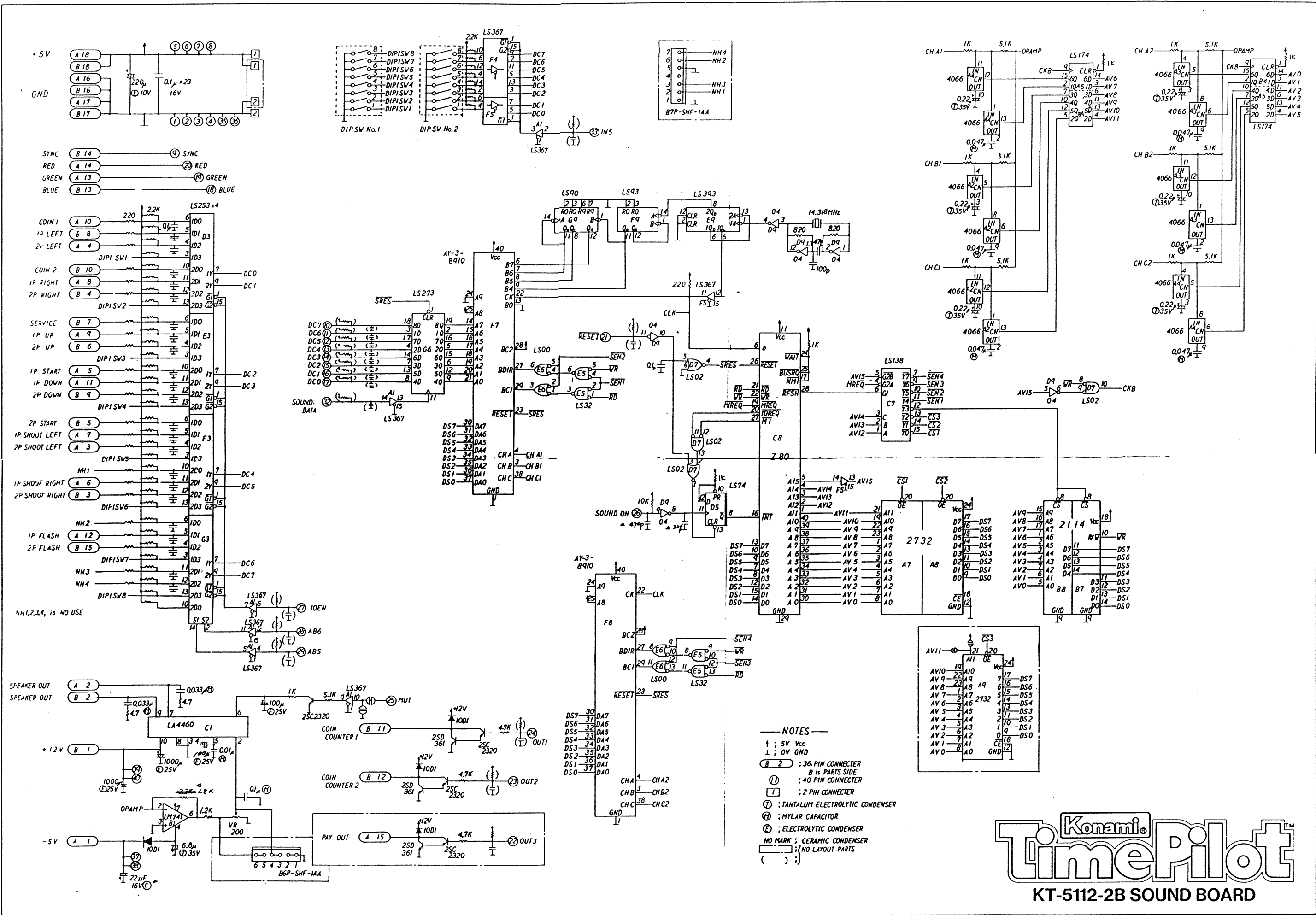
DIP SW 1

TIME PILOT: General Wiring Diagram - Table Type





Konami
Time Pilot
KT-5207-1B



- NOTES
- ⊕ : 5V VCC
 - ⊖ : 0V GND
 - (B 2) : 36-PIN CONNECTOR
B IS PARTS SIDE
 - (1) : 40-PIN CONNECTOR
 - (I) : 2-PIN CONNECTOR
 - (⊕) : TANTALUM ELECTROLYTIC CONDENSER
 - (⊖) : MYLAR CAPACITOR
 - (⊕) : ELECTROLYTIC CONDENSER
 - (NO MARK) : CERAMIC CONDENSER
 - () : NO LAYOUT PARTS

Konami
Time PilotTM
 KT-5112-2B SOUND BOARD