


# **BOMB JACK**

TEHKAN™  
©TEHKAN 1984

## **INSTRUCTION MANUAL**

**FOR ANY VERTICALLY MOUNTED RASTAR SCAN MONITOR GAME**



**MARKETED IN NORTH AMERICA BY KITCO**  
**55 ARMSTRONG ROAD • DES PLAINES, IL 60018 • (312) 678-2890**

**© COPYRIGHT 1984 TEHKAN LTD.**

# BOMB JACK DIP SWITCH SETTINGS:

DIP SWITCH 1		1	2	3	4	5	6	7	8
COIN1	0 1COIN - 1PLAY	OFF	OFF						
	1COIN - 2PLAY	ON	OFF						
	1COIN - 3PLAY	OFF	ON						
	1COIN - 6PLAY	ON	ON						
COIN2	0 1COIN - 1PLAY			OFF	OFF				
	2COIN - 1PLAY			ON	OFF				
	1COIN - 2PLAY			OFF	ON				
	1COIN - 3PLAY			ON	ON				
NUMBER OF MEN	0 3 JACKS					OFF	OFF		
	4 JACKS					ON	OFF		
	5 JACKS					OFF	ON		
	2 JACKS					ON	ON		
TYPE	COCKTAIL TABLE							OFF	
	0 UPRIGHT							ON	
DEMONSTRATION SOUND	NON SOUND								OFF
	0 SOUND								ON

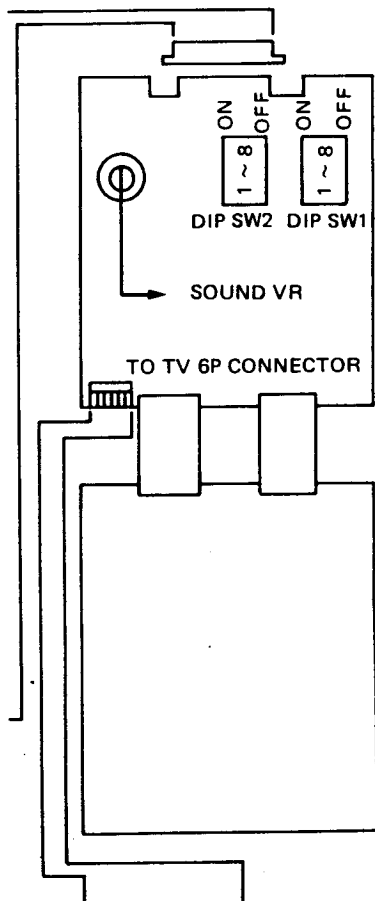
DIP SWITCH 2		1	2	3	4	5	6	7	8
DIFFICULTY 1 (SPEED OF MECHANICAL BIRD)	MODERATE				OFF	OFF			
	DIFFICULT				ON	OFF			
	0 MORE DIFFICULT				OFF	ON			
	TOP DIFFICULT				ON	ON			
DIFFICULTY 2 (ENEMIES' NUMBERS AND SPEED)	EASY						ON	OFF	
	MODERATE						OFF	OFF	
	0 DIFFICULT						OFF	ON	
	MORE DIFFICULT						ON	ON	
RATIO OF SPECIAL COIN APPEARANCE	0 EASY								OFF
	DIFFICULT								ON

SW 1, SW 2, SW 3 of Dip SW 2 are not used. Be sure to keep them in the OFF position when using.


0 Factory Settings

# BOMB JACK WIRE HARNESS:

WIRE COLOR	SOLDER SIDE	NO	COMPONENT SIDE	WIRE COLOR
Brown	2P RIGHT	1	2P LEFT	Yellow/Green
White/Yellow	2P UP	2	2P DOWN	Red/Black
Orange	2P JUMP	3		
		4		
White/Orange	1P RIGHT	5	1P LEFT	White/Green
Red/White	1P UP	6	1P DOWN	White/Black
Yellow/Black	1P JUMP	7		
		8		
Brown/White	COIN SW1	9	COIN SW2	Blue/Brown
Green/Blue	1P START	10	2P START	Brown/Green
Black	GND	11	GND	Black
Black	GND	12	GND	Black
Black	GND	13	GND	Black
Orange/White	SPEAKER(+)	14	SPEAKER(-)	Orange/Green
Blue/Yellow	+12V	15	+12V	Blue/Yellow
		16		
Yellow	+5V	17	+5V	Yellow
Yellow	+5V	18	+5V	Yellow



JOYSTICK LEVER ... 8 directions



1	BLUE	BLUE
2	GREEN	GREEN
3	RED	RED
4	GND	BLACK
5	SYNC	WHITE
6	GND	BLACK

POWER SOURCE

+ 5V ..... 5A

+ 12V ..... 1A

(AF Amp. BTL system)